

Security you can adhere to

DALE® Hold-n-Place®

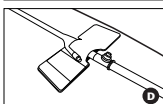
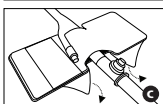
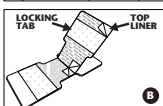
Foley Catheter Holders | Adhesive Patch

Product Description

Short-term Foley catheter holder featuring a clear breathable, skin-friendly adhesive base material.

Application Instructions

1. Clean and prepare application area. (A)
2. Open Dale® Hold-n-Place® to expose center liners. (B)
3. Remove center liners and place urinary catheter onto exposed adhesive. (B)
4. Wrap the locking tab beyond the lumen of the catheter, where the drainage bag connects. You may remove the top liner for extra securement. (C)
5. Remove base liners to expose adhesive and apply to skin. (C)
6. Dale® Hold-n-Place® should appear as shown in figure D when securement is complete. (D)



Change: Every 3 days or sooner if necessary.

Removal: Adhesive should be removed with care to avoid skin trauma.

Additional Benefits

The locking tab may be lifted to reposition the tube.

Ordering Information

- #H84101501 Dale® Hold-n-Place® Foley Catheter Adhesive Patch
Sold in boxes of 50.
- #H84103161 Dale® Hold-n-Place® Foley Catheter Leg Band
Sold in boxes of 10.
- #H84103301 Dale® Hold-n-Place® Catheter Holders/Bariatric Leg Band
Sold in boxes of 10.

Dale products are available from your preferred hospital/medical supply dealer.
Single patient use. Disposable.
Not made with natural rubber latex.



Dale® Medical Products, Inc.
7 Cross Street, P.O. Box 1556
Plainville, MA 02762-0556, USA
TEL. USA: 1-800-343-3980
TEL. INT'L: +1-508-695-9316
FAX: +1-508-695-6587
www.dalemed.com



MDSS GmbH
Schiffgraben 41
D-30175 Hannover, Germany

