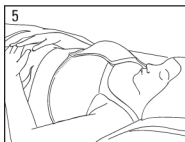


Dale[®] Post-Surgical Bra

LATEX FREE

Application Instructions

1. Gently guide the patient's arm through strap.
2. Roll patient onto her side and guide bra behind her back.
3. Roll patient to opposite side and guide her other arm through strap.








4. Grasp both sides of bra and press together. There should be some tension.

5. Bra can easily be adjusted by peeling fasteners apart and repositioning.

Alternative Application

The Dale[®] Post-Surgical Bra may also be applied without sliding the patient's arms through the straps in cases where arm movement could compromise healing of the surgical site.

Laundering and Care

-  Machine wash, hot water.
-  Do not bleach.
-  Do not iron.
-  Do not dryclean.
-  Line dry.



Ordering Information

Dale Post-Surgical Bras are available from hospital/medical supply dealers, packaged one per box.

Product Code	Size	Cup	Fits
#H84107021 Medium	Medium	B-D	86-92 cm (34"-36")
#H84107031 Large	Large	B-D	92-97 cm (36"-38")
#H84107041 X-Large	X-Large	B-D	97-112 cm (38"-44")
#H84107051 XX-Large	XX-Large	C-E	117-137 cm (46"-54")



Dale[®] Medical Products, Inc.
7 Cross Street, P.O. Box 1556
Plainville, MA 02762-0556, USA



EU Representative:
MDSS GmbH, Schiffgraben 41
D-30175 Hannover, Germany



Rev. D